


# Paper Labyrinth Images Resource Contents

**Note: Labyrinths are listed with those that appear easier to use. The Cretan examples may be the best choices; however group leaders may want to choose one that fits with the needs of the group.**

1. Cretan Labyrinth (<http://home.ican.net/~oyar>)
2. Cretan Labyrinth ([pattonhq.com/links/uccministry/cretan.pdf](http://pattonhq.com/links/uccministry/cretan.pdf))
3. Cretan Labyrinth (<https://www.relax4life.com>)
4. Ely Labyrinth (<https://www.relax4life.com>)
5. Wefan Wyrđ Labyrinth
6. Man on the Maze (<https://www.relax4life.com>)
7. Chartres Cathedral Labyrinth (<https://www.relax4life.com>)



Finger Labyrinth

<http://home.ica.net/~oyar>

START & FINISH

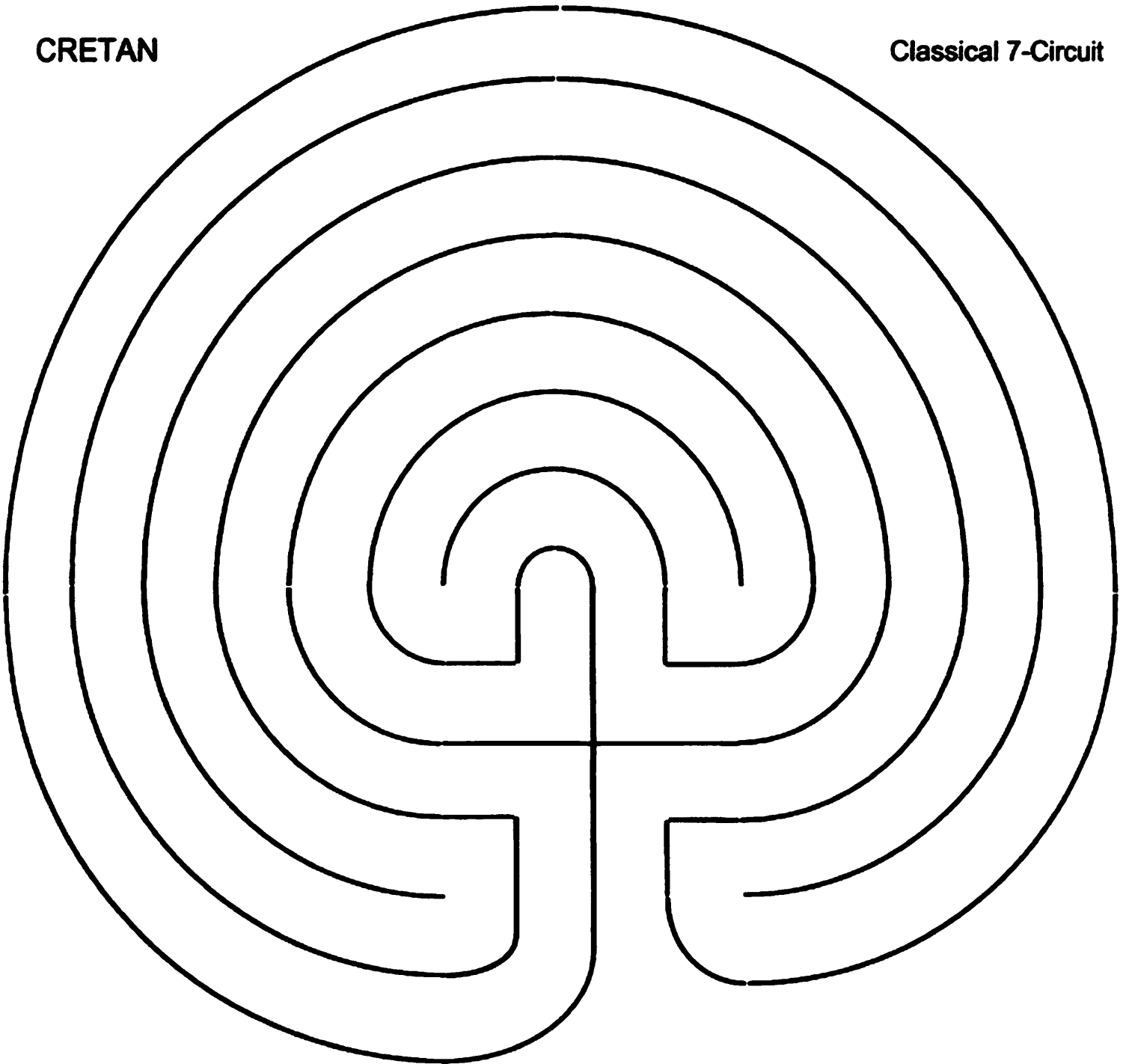





Taken from: [pattonhq.com/links/uccministry/cretan.pdf](http://pattonhq.com/links/uccministry/cretan.pdf)

**CRETAN**

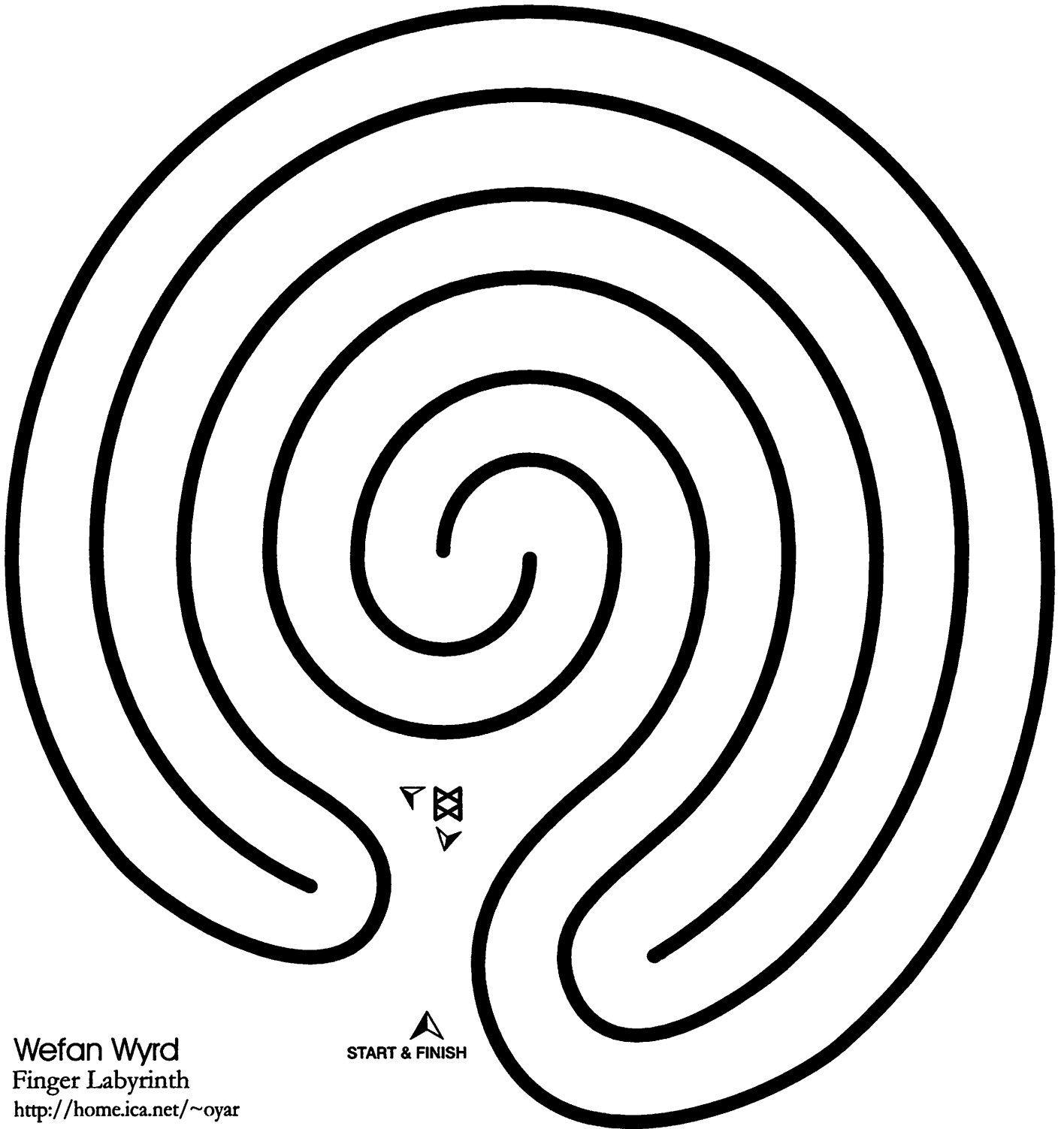
**Classical 7-Circuit**



ELY




# WEFAN WYRD



Wefan Wyrd  
Finger Labyrinth  
<http://home.ica.net/~oyar>

START & FINISH

# MAN IN THE MAZE



**CHARTRES**

